



GREY 100X100 CM RC


STONE

TECHSTONE

PORCELAIN TILE

→ MATT FINISH
→ VI SHADE VARIATION

PORCELAIN TILE



WHITE

- 100X100 CM RC - VPR801
- 75X75 CM RC - VPR011
- 60X120 CM RC - VPR401
- 60X60 CM RC - VPR201
- 60X60 CM RC 20 MM RII/CTE3 - VPR302
- 45X45 CM - VP001
- 30X60 CM - VP0101

MOSAIC 30X30 CM (5X5) - PZ0118

- SOLID20
- WHITE BODY

GREY

- 100X100 CM RC - VPR801
- 100X100 CM RC RII/CTE3 - VPR802
- 75X75 CM RC - VPR011
- 75X75 CM RC RII/CTE3 - VPR012
- 60X120 CM RC - VPR401
- 60X120 CM RC RII/CTE3 - VPR402
- 60X90 CM RC 20 MM RII/CTE3 - VPR913
- 60X60 CM RC - VPR201
- 60X60 CM RC RII/CTE3 - VPR202
- 60X60 CM RC 20 MM RII/CTE3 - VPR303
- 45X45 CM - VP001
- 45X45 CM RII/CTE3 - VP002
- 30X60 CM - VP0101
- 30X60 CM RII/CTE3 - VP0102

ANTHRACITE

- 100X100 CM RC - VPR803
- 75X75 CM RC - VPR013
- 60X120 CM RC - VPR403
- 60X90 CM RC 20 MM RII/CTE3 - VPR915
- 60X60 CM RC - VPR203
- 60X60 CM RC 20 MM RII/CTE3 - VPR305
- 45X45 CM - VP003
- 30X60 CM - VP0103

MINK

- 100X100 CM RC - VPR801
- 100X100 CM RC RII/CTE3 - VPR802
- 75X75 CM RC - VPR011
- 75X75 CM RC RII/CTE3 - VPR012
- 60X120 CM RC - VPR401
- 60X120 CM RC RII/CTE3 - VPR402
- 60X60 CM RC - VPR201
- 60X60 CM RC RII/CTE3 - VPR202
- 60X60 CM RC 20 MM RII/CTE3 - VPR303
- 45X45 CM - VP001
- 45X45 CM RII/CTE3 - VP002
- 30X60 CM - VP0101
- 30X60 CM RII/CTE3 - VP0102

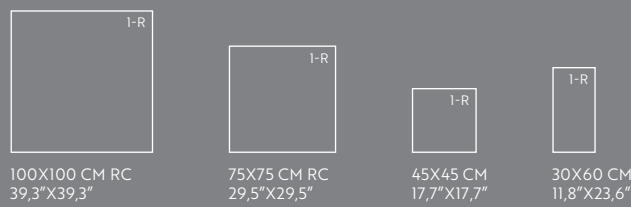



MINK 60X60 CM RC

INFORMACIÓN TÉCNICA

TECHNICAL INFORMATION
DONNÉES TECHNIQUES
TECHNISCHE MERKMALE

PORCELÁNICO - PORCELAIN TILE
REVELTÉNICO DE SOL - FEINSTEINZEUG



- SOLID20
- R - RANDOM (100X300)

→ MATT FINISH
→ VI SHADE VARIATION
→ MOSAIC 30X30 CM (5X5) - PZ0118
→ SKIRTING & STEP *

→ * DISPONIBLE BAJO PEDIDO → * AVAILABLE ON REQUEST
→ * DISPONIBLE À LA COMMANDE → * VERFÜGBARKEIT AUF ANFRAGE

PIEZAS ESPECIALES - SPECIAL PIECES
PIÈCES SPÉCIALES - FORMSTÜCKE



EMBALAJE Y PESO - PACKING LIST - CONDITIONNEMENT ET POIDS - VERPAKUNGSDATEN und GEWICHT

FORMATOS SIZES	ESPEJOR (MM)	PZAS/CJ	M2/CJ	KG/CJ	PZS/M2	KG/M2	EUROPALET					
							CJAS/ PAL	M2/PAL	KG/PAL	PLANOS CAJAS	ALTURA	MEDIDA PAL.
100X100 CM RC (99,5X99,5)	10,0	2	1,9800	43,33	1,01	21,88	24	47,52	1060	(HORIZ.)	74	100X120
75X75 RC (74,4X74,4)	9,7	2	1,1071	21,98	1,81	19,85	40	53,14	1075	1	87	80X120
60X120 CM RC (59,5X120)	10,0	2	1,4280	31,25	1,40	21,00	48	57,12	1270	1	73	100X120
60X60 CM RC (59,5X59,5)	9,5	4	1,4161	28,47	2,82	20,11	36	50,98	1045	1	73	80X120
45X45 CM	8,5	7	1,4200	25,10	4,93	17,67	52	73,84	1325	2	103	80X120
30X60 CM	8,7	7	1,2600	22,92	5,56	18,19	48	60,48	1120	2	73	80X120
60X90 CM RC (20 MM)	20,0	2	1,0710	42,85	1,87	40,00	21	22,49	910	1	73	92X105
60X60 CM RC (20 MM) (59,5X59,5)	20,0	2	0,7080	27,50	2,82	38,84	36	25,49	1010	1	73	80X120

TECHSTONE

CAMINO VIEJO
VILA-REAL - ONDA, Nº 30
12540 VILA-REAL
CASTELLÓN - SPAIN

TEL. 0034 964 915151
INFO@VITACER.ES

© COPYRIGHT VITACER, S.L.
ALL RIGHTS RESERVED.

WWW.VITACER.ES