

2026 Catalogue

Inspiring Pools, Designed for Life



SQ Mosaic is more than a brand:
It is our starting point, the horizon we look towards.

SQ Mosaic: the next step in the evolution of our Brand

A change of name that does not represent a break with our past, but rather the natural evolution of SQUAMERS, opening the door to new paths and new creative territories.

Born in 2016, we set out as global manufacturers and distributors of glass mosaic, guided by a clear mission:

to be a source of inspiration in the world of pools and wellness spaces, whatever the style you're looking for.

"Inspiring Pools, Designed for Life."

SQ Mosaic: un paso más en la evolución de nuestra marca.

Un cambio de nombre que no supone una ruptura con nuestro pasado, sino la evolución natural de SQUAMERS, abriéndonos a nuevos caminos y a nuevos territorios creativos.

Nacidos en 2016, comenzamos como fabricantes y distribuidores globales de mosaico vítreo, guiados por una misión clara:

Ser una fuente de inspiración en el mundo de las piscinas y los espacios wellness, sea cual sea el estilo que se busca.

"Inspiring Pools, Designed for Life."



From the very beginning, we have applied the latest production techniques and the most cutting-edge designs to mosaic, creating **unique pools** designed to adapt to **any lifestyle**.

Everything begins with a change of perspective:
from product to experience,
from technique to design,
from functionality to inspiration.

Desde el inicio, aplicamos las últimas técnicas de producción y los diseños más vanguardistas al mosaico para crear **piscinas únicas**, pensadas para adaptarse a **cualquier estilo de vida**.

Todo comienza con un cambio de mirada:
del producto a la experiencia,
de la técnica al diseño,
de lo funcional a lo inspirador.





Driven by this new vision, we create collections that redefine the boundaries of glass mosaic, elevating its expressive potential into a true expression of identity and emotion both at the same time.

SQ Mosaic is more than a brand: it is a starting point, the horizon we look towards.

Guiados por esta nueva visión, desarrollamos colecciones que amplían los límites del mosaico vítreo, transformándolo en una verdadera expresión de identidad y emoción.

SQ Mosaic es más que una marca: es un punto de partida, el horizonte hacia el que miramos.

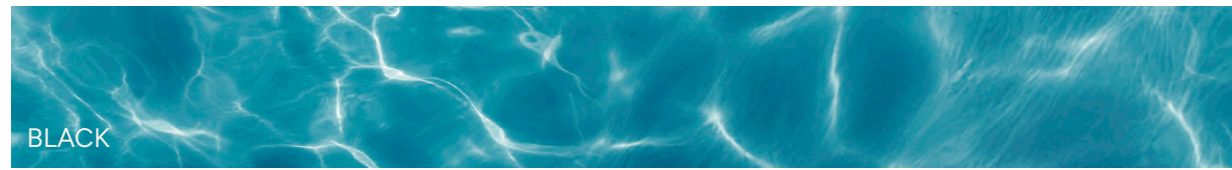
Our 2026 Catalogue features glass mosaic collections that combine style and innovation with a dedicated responsibility toward fighting climate change.

Made from **100% recycled glass** and produced through **sustainable processes**, they reflect our commitment to caring for and respecting the planet.

Nuestro catálogo 2026 presenta colecciones de mosaicos de vítreo que combinan estilo e innovación con una responsabilidad comprometida con la lucha contra el cambio climático.

Fabricadas a partir de **vidrio 100% reciclado** y mediante **procesos sostenibles**, reflejan nuestro compromiso con el cuidado y el respeto por el planeta.







WANA




KAUAI



GN400




PEARL 400



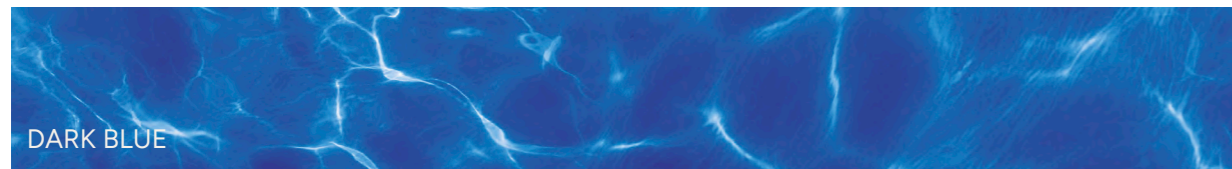
MIMIC



GN106




PEARL 106




NAMAZU




FIJI



GN100



PEARL 100




SHARK



SIROKO



LAGOON



RAY



GN102




PAPUAN



OCEAN



ORANDA




WAVE




ORBIC




GN104




KINTSUGI



BRIGIT



OKOZE



CAIMAN



YASHA



SAND ROCK BONE



EMBER



GN300



AKAME



GN201




PEARL 201



BARBO




SETH-A




MIDORI



KIDAKO



MALAWI



ESTURION



JENYSIA



ADDIS



SPINY



JINYU




MARINE



POSIDONIA



GN200




PEARL 103



REEF



ATAI



KOI



PHIPHI



BALEEN



CALM




BETTA FISH



SHELL




SHIBUN




TETRA




GN105



GOBY



GN401



MUSA



DOGA



ALPHA-A



SEAL




LANDA-A



ISHIDAI



COAST LIGHT



SAND ROCK
ZEMENT



SAND ROCK
POLARIS



EMPEROR



GN500



PEARL 500



MORPHOLOGICAL INDEX
ÍNDICE MORFOLÓGICO



CUBE

GENUINE	14
ESSENCE	60
IDENTITY	36
KUBU	74
PEARL	28



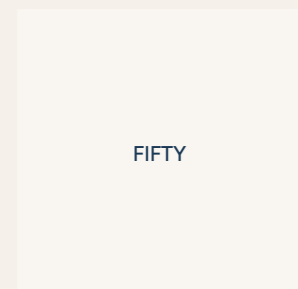
RECTANGLE

IDENTITY	36
----------	----



CIRCLE

IDENTITY	36
----------	----



FIFTY

ESSENCE	60
GENUINE	14
IDENTITY	36
KUBU	74
PEARL	28
LITHOS	66



HEX TECH

LITHOS	66
--------	----

ALPHABETICAL INDEX
ÍNDICE ALFABÉTICO

ESSENCE	60
GENUINE	14
IDENTITY	36
KUBU	74
LITHOS	66
PEARL	28

GENUINE

Genuine reinvents the monochromatic mosaic with a vibrant, contemporary spirit.

Each tone, offered in glossy and anti-slip finishes, reveal subtle marbling that softens uniformity and adds gentle movement.

Offered in Cube and the new Fifty format, the collection captures light with luminous reflections and a clean aesthetic that intensifies underwater.


A timeless choice for those who value understated color, modern elegance and effortless design.


Genuine transforma el concepto de mosaico monocolor con un enfoque dinámico, vibrante y lleno de matices.

Sus referencias en acabado brillo y versión antideslizante destacan por un sutil jaspeado que rompe la uniformidad y genera movimiento visual.

Disponible en formatos Cube y Fifty como novedad, es una colección diseñada para aportar profundidad, reflejos vivos y una estética limpia que se intensifica bajo el agua.

Para quienes buscan color sin estridencias y diseño sin complicaciones.






FIFTY GN104
Ref.7448 - P60




FIFTY GN105
Ref.7449 - P60




FIFTY GN106
Ref. 7450 - P60




FIFTY GN201
Ref.7451 - P60




GN100
Ref.5584 - P10




GN102
Ref.5613 - P10




GN104
Ref.5583 - P10




GN105
Ref.5582 - P10




GN200
Ref.5612 - P10




GN201
Ref.5587 - P10




GN300
Ref.5611 - P10




GN400
Ref.5609 - P10





GN401
Ref.5608 - P10




GN100-F
Ref.5607 - P30




GN500-F
Ref.5588 - P10




GN102-A
Ref.6393 - P50




GN104-A
Ref.6392 - P50



GN105-A
Ref.6391 - P50




GN201-A
Ref.6390 - P50




GN300-A
Ref.6389 - P50




GN401-A
Ref.6388 - P50



GN500-A
Ref.6387 - P50




KOI
Ref.5599 - P30




TETRA
Ref.5600 - P30



MIMIC
Ref.5586 - P30



SPINY
Ref.5585 - P30



ORBIC
Ref.5601 - P30

PEARL

Reflections that transform. Pearl elevates glass mosaic with a shimmering finish that reacts to light and water.

Available in Cube and Fifty formats, this monochrome series features an iridescent shine that multiplies colour nuances and brings depth to every surface. Each tessera delicately reflects light, creating a sensation of constant movement.

An ethereal and sophisticated proposal that fills the pool with light and elegance.

Reflejos que transforman. Pearl eleva el mosaico vítreo con un acabado tornasolado que reacciona con la luz y el agua.


Disponible en formatos Cube y Fifty, esta serie monocolor presenta un brillo iridiscente que multiplica los matices cromáticos y aporta profundidad a las superficies. Cada tesela refleja la luz con sutileza, creando una sensación de movimiento fluido y constante.

Una propuesta etérea y sofisticada que convierte la piscina en un espacio lleno de luz y elegancia.




FIFTY

CUBE



PEARL 100



PEARL 103




PEARL 104



PEARL 105



RAY



PEARL 106




GOBY



PEARL 201



EMBER



PEARL 400





BARBO



PEARL 500




EMPEROR



FIFTY PEARL 104
Ref.7463 - D40




FIFTY PEARL 105
Ref.7464 - D40




FIFTY PEARL 106
Ref.7465 - D40




FIFTY PEARL 201
Ref.7466 - D40




PEARL 100
Ref.5606 - P60




PEARL 103
Ref.5605 - P60



PEARL 105
Ref.7113 - P60




PEARL 201
Ref.5604 - P60




PEARL 400
Ref.5603 - P60



PEARL 500
Ref.5602 - P60



RAY
Ref.5597 - P40




GOBY
Ref.5593 - P40



EMBER
Ref.5595 - P40



BARBO
Ref.5594 - P40



EMPEROR
Ref.5589 - P40

IDENTITY

Identity redefines glass mosaic: more graphic, more expressive, more alive.

Inspired by organic forms, this collection unfolds into flowing patterns that bring rhythm and texture to every surface. Available in Cube, Fifty, Round and Rectangle formats, and in gloss, matte, iridescent or luminescent finishes, the series comes alive in contact with water, transforming into a bold decorative statement.


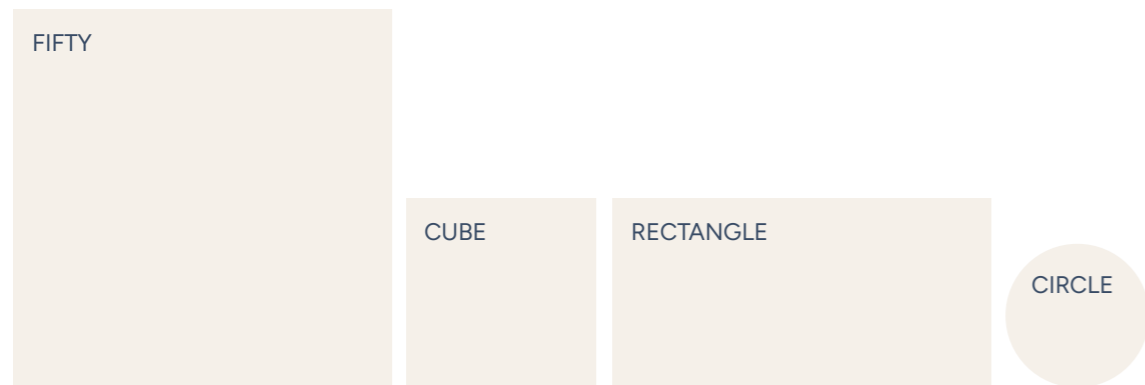
Perfect for projects seeking a strong visual presence and a unique identity that elevates the space.


Identity propone una nueva forma de entender el mosaico vítreo: más gráfica, más expresiva, más viva.

Inspirada en formas orgánicas, esta colección genera patrones envolventes que aportan dinamismo y textura visual.


Disponible en formatos Cube, Fifty, Round y Rectangle, y en acabados brillo, matte, iridesciente o luminescente, la serie cobra fuerza al contacto con el agua y se convierte en un elemento decorativo protagonista.

Ideal para proyectos que buscan una estética con identidad propia y relevante presencia visual.






FIFTY SHARK
Ref.7470 - P80




FIFTY KIDAKO
Ref.7453 - P80




FIFTY ORANDA
Ref.7462 - P70




FIFTY ATAI
Ref.7441 - P70




FIFTY BALEEN
Ref.7442 - P70




FIFTY WANA
Ref.7473 - P80



FIFTY ESTURION
Ref.7447 - P80




FIFTY BRIGIT
Ref.7443 - P70




FIFTY SIROKO
Ref.7472 - P80




FIFTY MIDORI
Ref.7457 - P80




FIFTY KINTSUGI
Ref.7454 - P80




SHARK
Ref.5639 - P40




BALEEN
Ref.5636 - P40




PAPUAN
Ref.5638 - P40




BETTA FISH
Ref.5641 - P20




ORANDA
Ref.5620 - P40




PHIPHI
Ref.5592 - P20




KIDAKO
Ref.5637 - P40




MALAWI
Ref.5617 - P40




ATAI
Ref.5591 - P40




Ref.5618 - P20



FIJI
Ref.5635 - P40



JENYSIA
Ref.5630 - P40




JINYU
Ref.5627 - P20




YASHA
Ref.5634 - P40




SEAL
Ref.5642 - P20




ESTURION
Ref.5640 - P40



BRIGIT
Ref.5964 - P50



CAIMAN
Ref.5590 - P40




SIROKO
Ref.6825 - P40




MIDORI
Ref.6824 - P40




KINTSUGI
Ref.6823 - P40



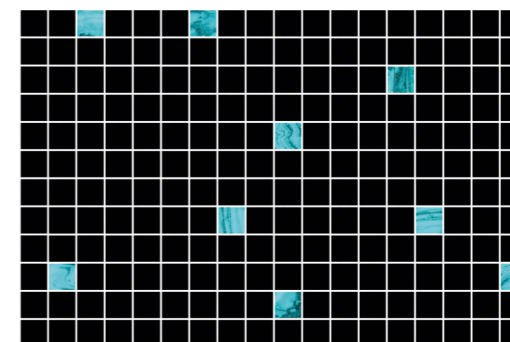

CIRCLE ATAI
Ref.3737 - D40



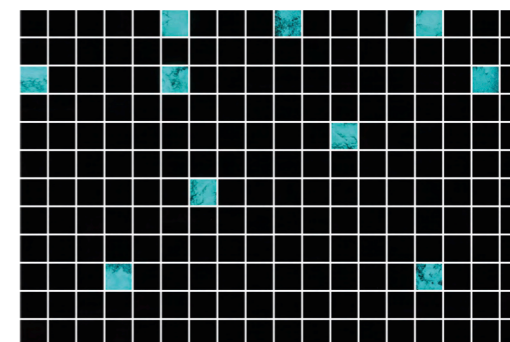

CIRCLE ORANDA
Ref.6738 - D40




CIRCLE WANA
Ref.6736 - D40




KIDAKO LUM
Ref.5905 - P60



ATAI LUM
Ref.5943 - P60



KAUAI
Ref.5631 - P40



WANA
Ref.5632 - P50



RECTANGLE SHELL
Ref.7034 - D40



RECTANGLE WAVE
Ref.7035 - D40



RECTANGLE LAGOON
Ref.7037 - D40



RECTANGLE REEF
Ref.7036 - D40

ESSENCE



ESSENCE captures the calm and depth of the sea, reinterpreting the ocean's beauty through colour and texture.

Available in Cube and Fifty format, this collection features five shades that echo the sea's palette, from serene, soft tones to deep, dramatic hues. Each tessera, with its clean aesthetic and refined texture, reflects light and water in a way that brings surfaces to life.

A contemporary collection that blends elegance, freshness and enduring quality, transforming any pool into a vibrant, inviting space.

Inspirada en la calma y la profundidad del mar, ESSENCE reinterpreta la belleza del océano a través del color y la textura.

Disponible en los formatos Cube y Fifty, esta colección ofrece cinco tonos que evocan los matices del mar, desde los más serenos hasta los más intensos. Las teselas, con una estética limpia y una textura visual cuidada, generan un juego de reflejos que cobra vida al contacto con la luz y el agua.

Una propuesta contemporánea que une elegancia, frescura y resistencia en revestimientos que transforman cualquier piscina en un espacio vivo.

FIFTY

CUBE



CALM



COAST LIGHT




MARINE



OCEAN



POSIDONIA



FIFTY OCEAN
Ref.7460 - P65



FIFTY CALM
Ref.7444 - P65




FIFTY COAST LIGHT
Ref.7445 - P65




FIFTY MARINE
Ref.7456 - P65



FIFTY POSIDONIA
Ref.7467 - P65



OCEAN
Ref.7109 - P20




CALM
Ref.7112 - P20



COAST LIGHT
Ref.7108 - P20



MARINE
Ref.7111 - P20



POSIDONIA
Ref.7110 - P20

LITHOS

Lithos reimagines marble in a contemporary language, with a bold and elegant decorative spirit.

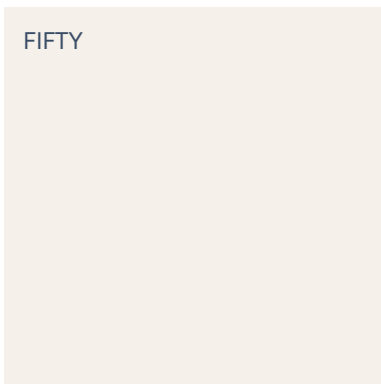
Inspired by marbles of strong character, its designs feature pronounced veining, deep contrasts and striking compositions. Available in Fifty and the new Hex Tech format, the collection is finished in matte to highlight texture and enhance its refined style.

Created for decorative and aquatic spaces that seek serene elegance and a mineral essence that elevates the space.

Lithos reinterpreta el mármol en clave contemporánea, con un enfoque decorativo, rotundo y elegante.

Sus gráficas están inspiradas en mármoles con carácter: vetas marcadas, contrastes intensos y composiciones visuales potentes. Disponible en formatos Fifty y el nuevo Hex Tech, esta colección ofrece un acabado mate que realza la textura del mosaico y refuerza su estética sobria.

Pensada para entornos de piscina y zonas acuáticas que buscan una elegancia serena y un diseño con alma mineral.



ALPHA-A



LANDA-A



SETH-A



MUSA



DOGA



FIFTY MUSA
Ref.7458 - P70



FIFTY DOGA
Ref.7446 - P70




FIFTY ALPHA-A
Ref.7440 - D50



FIFTY SETH-A
Ref.7469 - D50



FIFTY LANDA-A
Ref.7455- D50



HEX TECH ALPHA-A
Ref.6652 - D50



HEX TECH SETH-A
Ref.6650 - D50



HEX TECH LANDA-A
Ref.6651 - D50

KUBU

Natural stone, refined simplicity, timeless style. Kubu distills the pure beauty of minerals into a serene and sophisticated collection.

Available in Cube and Fifty formats, it comes in a matte finish with a minimalist aesthetic and a palette of neutral tones—ranging from greys and beiges to soft greens and blues. Its surface evokes the authenticity of natural stone, making it the perfect choice for projects seeking harmony with their surroundings.

A discreet yet distinctive mosaic, created for those who appreciate the understated beauty of nature.

Piedra natural, simplicidad y estilo. Kubu recoge la belleza esencial de los minerales en una propuesta sobria, serena y sofisticada.

Disponible en los formatos Cube y Fifty, esta colección apuesta por tonos neutros, como grises y beiges a suaves verdes y azules, se presenta en acabado mate y estética minimalista. Su textura recuerda la pureza de la piedra, ideal para proyectos que buscan una integración natural con el entorno.

Un mosaico con carácter discreto, pensado para quienes valoran la belleza de lo natural.



FIFTY

CUBE



AKAME



ISHIDAI



NAMAZU



OKOZE



SAND ROCK BONE




SAND ROCK POLARIS




SAND ROCK ZEMENT



SHIBUN



FIFTY NAMAZU
Ref.7459 - D30



FIFTY OKOZE
Ref.7461 - D30




FIFTY SHIBUN
Ref.7471 - P70




FIFTY ISHIDAI
Ref. 7452 - D30



FIFTY AKAME
Ref.7439 - D30




NAMAZU
Ref.6270 - P40




OKOZE
Ref.5629 - P40




SHIBUN
Ref.5963 - P40




ISHIDAI
Ref.6789 - P40



AKAME
Ref.6790 - P40



SAND ROCK BONE
Ref.5616 - D10














SAND ROCK ZEMENT
Ref.5614 - D10



SAND ROCK POLARIS
Ref.5615 - D10



INSPIRING
POOLS,
DESIGNED FOR LIFE



ANGLE GN400-A
Ref. 4927 - P100

ANGLE GN104-A
Ref. 4929 - P100

ANGLE GN500-A
Ref. 4931 - P100

ANGLE FLUOR WHITE-A
Ref. 4933 - P105

ANGLE OKOZE
Ref. 7672 - P100

BIND GN400-A
Ref. 4928 / P100

BIND GN104-A
Ref. 4930 - P100

BIND GN500-A
Ref. 4932 - P100

BIND FLUOR WHITE-A
Ref. 4934 - P105

BIND OKOZE
Ref. 7671 - P100

AB1 GN400-A
Ref. 4981 / P110

AB1 GN104-A
Ref. 4976 - P110

AB1 GN500-A
Ref. 4986 - P110

AB1 FLUOR WHITE-A
Ref. 4991 - P115

AB1 OKOZE
Ref. 7670 - P110


AB2 GN400-A
Ref. 4982 / P110

AB2 GN104-A
Ref. 4977 - P110

AB2 GN500-A
Ref. 4987 - P110

AB2 FLUOR WHITE-A
Ref. 4992 - P115

AB2 OKOZE
Ref. 7669 - P110



AB3 GN400-A
Ref. 4983 - P110

AB3 GN104-A
Ref. 4978 - P110

AB3 GN500-A
Ref. 4988 - P110

AB3 FLUOR WHITE-A
Ref. 4993 - P115

AB3 OKOZE
Ref. 7668 - P110




AB4 GN400-A
Ref. 4984 - P110

AB4 GN104-A
Ref. 4979 - P110

AB4 GN500-A
Ref. 4989 - P110

AB4 FLUOR WHITE-A
Ref. 4994 - P115

AB4 OKOZE
Ref. 7667 - P110



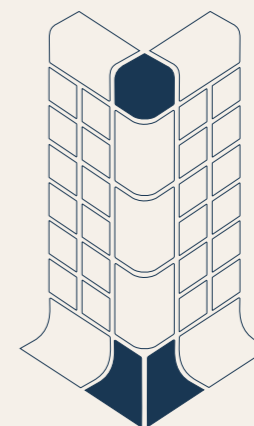
AB5 GN400-A
Ref. 4985 - P110

AB5 GN104-A
Ref. 4980 - P110

AB5 GN500-A
Ref. 4990 - P110

AB5 FLUOR WHITE-A
Ref. 4995 - P115

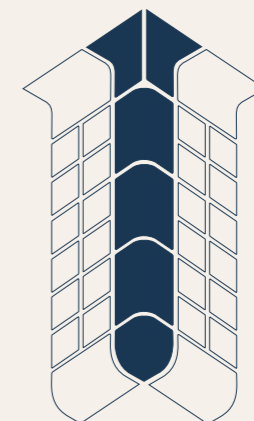
AB5 OKOZE
Ref. 7666 - P110



AB1



AB2



AB3



AB4



AB5

TECHNICAL CHARACTERISTICS

Serie	Test UNE-EN-ISO 10545-3	Test UNE-EN-ISO 101-92=101	Test UNE-EN-ISO 10545-9	Test UNE-EN-ISO 10545-12	Test UNE-EN-ISO 10545-13:1998 Resistance to chemical attack				Test UNE-EN-ISO 10545-14	Test UNE-EN-ISO 10545-11=1997	DIN 51094	DCOF	DIN	DIN 51097	Test UNE-ENV 12633:2003 (CTE)
	Water Absorption	Surface hardness, Mohs	Resistance to thermal shocks	Frost Resistance	Domes-tic Products	Pool water additives	Low acid and alkalins	High acid and alkalins	Resistance to staining	Cracking	Colour Stability on exposure to light and UV rays	Wet Dynamic Coefficient of Friction ANSI A 137.1 Standard	SLIP Resistance wearing shoes	SLIP Resistance in bare feet	Anti skid coefficient, suitable for outdoor use and swimming pools
Genuine — Shiny	None	4	Resistant	Resistant	GA	GA	GLA	GHA	Class 5	Resistant	Resistant				
Genuine — Matte	None	5	Resistant	Resistant	GA	GA	GLA	GHA	Class 5	Resistant	Resistant	≥42	R11	Class C	Class 3
Pearl	None	4	Resistant	Resistant	GA	GA	GLA	GHA	Class 5	Resistant	Resistant				
Identity	None	4	Resistant	Resistant	GA	GA	GLA	GHA	Class 5	Resistant	Resistant				
Essence — Shiny	None	4	Resistant	Resistant	GA	GA	GLA	GHA	Class 5	Resistant	Resistant				
Lithos	None	5	Resistant	Resistant	GA	GA	GLA	GHA	Class 5	Resistant	Resistant				
Lithos — Matte Shiny	None	5	Resistant	Resistant	GA	GA	GLA	GHA	Class 5	Resistant	Resistant	≥60	R11	Class C	Class 3
Kubu	None	5	Resistant	Resistant	GA	GA	GLA	GHA	Class 5	Resistant	Resistant	≥60	R11	Class C	Class 3

Serie	Format	Wall	Floor	Wet Areas	Pool	Materials
Genuine	Fifty	In/Ext	No	Yes	Yes	Glass
	Cube	In/Ext	Residential	Yes	Yes	Glass
Pearl	Fifty	In/Ext	Residential	Yes	Yes	Glass
	Cube	In/Ext	No	Yes	Yes	Glass
Identity	Fifty	In/Ext	No	Yes	Yes	Glass
	Cube	In/Ext	Residential	Yes	Yes	Glass
	Rectangle	In/Ext	No	Yes	Yes	Glass
	Cercle	In/Ext	No	Yes	Yes	Glass
Essence	Fifty	In/Ext	No	Yes	Yes	Glass
	Cube	In/Ext	Residential	Yes	Yes	Glass
Lithos	Fifty	In/Ext	Residential	Yes	Yes	Glass
	Hex Tech	In/Ext	Residential	Yes	Yes	Glass
Kubu	Fifty	In/Ext	Residential	Yes	Yes	Glass
	Cube	In/Ext	Residential	Yes	Yes	Glass

PACKING DETAILS

PACKING ONE / CUBE / 25x25mm (1"x1")

Sheet / Hoja	Box / Caja	Pallet / Palet	Euro Pallet / Euro Palet
Size/ Dimensión: 311x467 mm (12.24" x 18.38")	Sheets / Hojas: 14	Boxes / Cajas: 60	Boxes / Cajas: 50
Thickness/ Espesor: 4,5 mm (0.177")	Quantity / Cantidad: 2,03m ² (21.85 sqf)	Quantity / Cantidad: 121,8m ² (1311.04 sqf)	Quantity / Cantidad: 101,5m ² (1092.53 sqf)
Weight/ Peso: 1,31kg (2.88 lb)	Weight/ Peso: 18,3kg (40.34 lb)	Gross Weight/ Peso bruto: 1098kg (2420.67 lb)	Gross Weight/ Peso bruto: 915kg (2017.23 lb)

PACKING TWO / FIFTY / 50x50mm (2"x2")

Sheet / Hoja	Box / Caja	Pallet / Palet	Euro Pallet / Euro Palet
Size/ Dimensión: 311x311 mm (12.24" x 12.24")	Sheets / Hojas: 10	Boxes / Cajas: 108	Boxes / Cajas: 72
Thickness/ Espesor: 5,5 mm (0.216")	Quantity / Cantidad: 0,98m ² (10.54 sqf)	Quantity / Cantidad: 105,84m ² (1139.25 sqf)	Quantity / Cantidad: 70,56m ² (759.50 sqf)
Weight/ Peso: 1,15kg (2.53 lb)	Weight/ Peso: 16,77kg (37.97 lb)	Gross Weight/ Peso bruto: 1240,75kg (2735.38 lb)	Gross Weight/ Peso bruto: 827,16kg (1823.57 lb)

PACKING THREE / CIRCLE / Ø19mm (0,74")

Sheet / Hoja	Box / Caja	Pallet / Palet	Euro Pallet / Euro Palet
Size/ Dimensión: 287x285 mm (11.29" x 11.23")	Sheets / Hojas: 12	Boxes / Cajas: 99	Boxes / Cajas: 54
Thickness/ Espesor: 5,5 mm (0.216")	Quantity / Cantidad: 0,98m ² (10.54 sqf)	Quantity / Cantidad: 97,02m ² (1044.31 sqf)	Quantity / Cantidad: 52,92m ² (568.54 sqf)
Weight/ Peso: 0,96kg (2,11 lb)	Weight/ Peso: 9,6kg (21.16 lb)	Gross Weight/ Peso bruto: 950,4kg (2095.27 lb)	Gross Weight/ Peso bruto: 518,4kg (1142.87 lb)

PACKING FOUR / HEX TECH / Ø51,6mm (2")

Sheet / Hoja	Box / Caja	Pallet / Palet	Euro Pallet / Euro Palet
Size/ Dimensión: 286x284 mm (11.25" x 11.18")	Sheets / Hojas: 6	Boxes / Cajas: 180	Boxes / Cajas: 120
Thickness/ Espesor: 5,6 mm (0.220")	Quantity / Cantidad: 0,49m ² (5.27 sqf)	Quantity / Cantidad: 88,20m ² (949.37 sqf)	Quantity / Cantidad: 58,80m ² (632.92 sqf)
Weight/ Peso: 0,98kg (2.16 lb)	Weight/ Peso: 5,87kg (12.94 lb)	Gross Weight/ Peso bruto: 1054,07kg (2328.23 lb)	Gross Weight/ Peso bruto: 704,40kg (1552.93 lb)

PACKING FIVE / RECTANGLE / 25x50mm (1"x2")

Sheet / Hoja	Box / Caja	Pallet / Palet	Euro Pallet / Euro Palet
Size/ Dimensión: 260x312 mm (10.25" x 12.30")	Sheets / Hojas: 10	Boxes / Cajas: 108	Boxes / Cajas: 72
Thickness/ Espesor: 5,5 mm (0.216")	Quantity / Cantidad: 0,81m ² (8.71 sqf)	Quantity / Cantidad: 87,48m ² (941.62 sqf)	Quantity / Cantidad: 58,32m ² (627.75 sqf)
Weight/ Peso: 0,91kg (2 lb)	Weight/ Peso: 9,11kg (20.08 lb)	Gross Weight/ Peso bruto: 984,15kg (2169.67 lb)	Gross Weight/ Peso bruto: 656,10kg (1446.45 lb)

PACKING SIX / FIFTY / 50x50mm (2"x2")

Sheet / Hoja	Box / Caja	Pallet / Palet	Euro Pallet / Euro Palet
Size/ Dimensión: 311x417 mm (12.24" x 16.41")	Sheets / Hojas: 11	Boxes / Cajas: 72	Boxes / Cajas: 60
Thickness/ Espesor: 5,5 mm (0.216")	Quantity / Cantidad: 1,43m ² (15.39 sqf)	Quantity / Cantidad: 102,96m ² (1108,25 sqf)	Quantity / Cantidad: 85,80m ² (923,54 sqf)
Weight/ Peso: 1,15kg (2,53 lb)	Weight/ Peso: 16,77kg (36.97 lb)	Gross Weight/ Peso bruto: 1217,15kg (2683.35 lb)	Gross Weight/ Peso bruto: 1020,96kg (2250,83 lb)

SPECIAL FINISHES

Sheet / Hoja	Box / Caja	Pallet / Palet	Euro Pallet / Euro Palet
Angle & Bind. Sold by box.	Pieces / Piezas: 96	Boxes / Cajas: 180	Boxes / Cajas: 200
Thickness / Espesor: 5.5mm (0.216")	Quantity / Cantidad: 5ml (16.4 ft)	Quantity / Cantidad: 900ml (2.952.76 ft)	Quantity / Cantidad: 1000ml (3.280.84 ft)
	Weight/ Peso: 3.1Kg (6.83 lb)	Gross weight / Peso bruto: 561.7Kg (1.238.33 lb)	Gross weight / Peso bruto: 634.8Kg (1.399.49 lb)

SYMBOLS LEGEND

 SATIN SATINADO	 SHINY BRILLO	 ANTI-SLIP ANTIDESLIZANTE
 IRIDISCENT IRIDISCENTE	 LUMINISCENT LUMINISCENTE	 ANTI-SLIP-SHINY ANTIDESLIZANTE-BRILLO
 IRIDISCENT-SHINY IRIDISCENTE-BRILLO		

ADVANTAGES OF SQ MOSAIC GLASS MOSAIC

Characteristics	SQ Mosaic - Glass Mosaic	Porcelain	PVC	Pebble Tec	Natural Stone
Flexibility to withstand structural change Flexibilidad frente a cambios Estructurales	***	*	***	**	*
Maintenance and Cleaning Mantenimiento y limpieza	***	**	**	*	
Resistance to Aggressive Attacks (UNE EN ISO 1045-13) Resistencia ante ataques agresivos (UNE EN ISO 1045-13)	***	***	**	**	*
Flexibility to Adapt to Any Geometry Flexibilidad para adaptarse a cualquier geometría	***	**	***	**	*
Guaranteed Lifespan Duración Garantizada	***	***	*	*	**
Committed to Sustainability from the Start Compromiso con la sostenibilidad desde el origen	***	**	*	*	*
Variety of Textures and Finishes for Every Project Diversidad en texturas y brillos para cada proyecto	***	**	*	*	*
Endless Possibilities for Design Customization Posibilidades infinitas de personalización en diseño	***	**			

ABOUT THE MOSAIC

 MADE IN SPAIN	 100% RECYCLED GLASS	 ANTISLIP C3 / R11
 0% WATER ABSORPTION	 COLOUR UNALTERABLE	

IMPORTANT NOTICE ON MATERIAL CHARACTERISTICS

All SQ Mosaic series are made from 100% ground recycled glass. This material has unique properties that may result in slight irregularities and minor size imperfections, particularly in the FIFTY format, giving the product a slightly rustic appearance. Size reduction and tone variations may affect the appearance of the grout and alter the natural look of the mosaics.

By using this product, the user acknowledges and accepts this warning.

Todas las series de SQ Mosaic están elaboradas con un 100% de vidrio reciclado molido. Esta materia posee unas características particulares que podrían ocasionar ligeras irregularidades y mínimas imperfecciones en el tamaño, en especial en el formato FIFTY, aportando cierta apariencia rústica.

La reducción de tamaño y variaciones de tono podrán afectar al aspecto del rejunte y modificar la apariencia natural de los mosaicos. Su uso constituye la aceptación de esta advertencia.

SQ GLASS MOSAIC

Grout should not be regarded solely as a fixing element, but as a fundamental component of the overall design. The grout color can significantly influence the final aesthetic outcome.

Choosing a grout in a shade similar to the mosaic will create a sense of visual continuity, whereas a contrasting color will emphasize the geometry of each piece.

SQ Mosaic strongly advises against the use of dark-colored grouts on light-toned materials with matte or anti-slip finishes. Should such combinations be considered, a preliminary cleaning test is highly recommended prior to final installation. Please note that no claims will be accepted once the product has been installed.

La junta no debe considerarse como un elemento exclusivo de fijación de piezas, sino como un aspecto clave en el proyecto final. El color de la junta afectará al resultado de la estética deseada en cierta medida.

Emplear una junta de un color similar al mosaico proporcionará un efecto de continuidad mientras que un color contrastado destacará la geometría de las piezas.

SQ Mosaic desaconseja el uso de juntas oscuras en materiales de tonalidades claras con acabados antideslizante o Matte y recomienda en el caso de hacerlo una prueba de limpieza previa a la instalación final del producto. No se aceptará ninguna reclamación una vez colocado el producto.



GREAT GRIP

92% of the glass mosaic tile surface stays clean and therefore makes it ideal for glue cement to be applied.

FAST INSTALLATION

A 27% time saving in its installation in comparison with its traditional supports

MAXIMUM FLEXIBILITY

Full adaptability to any type of surface: corners, curved, irregular finishes...

HIGH RESISTANCE

Resistant to weather changing conditions, chemical treatments and unalterable to UV rays.

MINIMUM THICKNESS

An even thickness which conceals the surface of the grouting

VISUAL CONTROL

Unlike paper support, when you visualize the mosaic in the installation it is possible to create drawings and shapes.

GRAN AGARRE

El 92% de la superficie del mosaico queda limpio para un perfecto agarre del cemento cola.

RÁPIDA COLOCACIÓN

Ahorro de un 27% del tiempo de colocación frente a soportes tradicionales

MÁXIMA FLEXIBILIDAD

Total adaptabilidad a cualquier tipo de superficie: esquinas, curvadas, acabados irregulares...

ALTA RESISTENCIA

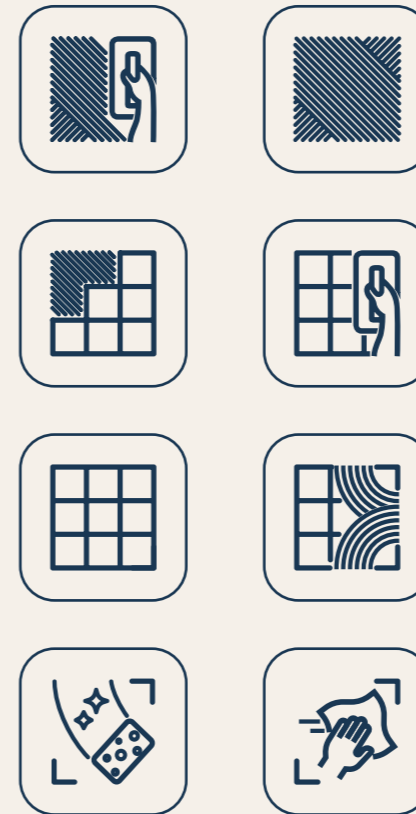
Resistente a cambios térmicos, tratamientos químicos e inalterable a los rayos solares UV

MÍNIMO GROSOR

Un grosor homogéneo que se oculta perfectamente con el rejunte.

CONTROL VISUAL

Al contrario del soporte papel, al visualizar el mosaico en la instalación es posible crear dibujos y formas.



THE GLUEING OPERATION

White C2 glue, as per EN-12004, must be used. By using the smooth side of the trowel, the glue has to be spread out uniformly on the base (2 sq.m. approximately). By using the jagged side of the trowel (2 or 3 mm.), comb the glue.

THE LAYING OF MOSAIC TILES

Adhere the sheet to the surface by pressing with a rubber trowel. It is important to make sure that the distance between one sheet and another is the same as the one among the tesseras so that all the joints look alike. We suggest to join the sheets when it comes to laying.

GROUTING

Joints must be clean, dry and free from dust. The remains of adhesive, after laying, must be removed while it is still fresh. Use grouting paste, RG type, as per EN 13888, spread it out with a rubber trowel.

CLEANING

Let it dry until the paste gets brightless, superficially, and then proceed to clean it with a sponge soaked in water. Once it gets dry, remove it with a dry cloth.

OPERACIÓN ENCOLADO

Usar cemento cola tipo C2 color blanco, según EN-12004. Usando el lado liso de la llana extender el adhesivo uniformemente sobre el soporte (2 m2 aprox). Con el lado dentado de la llana (2 ó 3 mm.), peinar el cemento cola.

COLOCACIÓN MOSAICO

Adherir la hoja a la superficie presionando con una llanta de goma. Es importante asegurarse que la distancia entre hoja y hoja es igual a la que hay entre las teselas para que todas las juntas sean iguales entre sí. Aconsejamos trabar las hojas a la hora de su colocación.

REJUNTADO

Las juntas deben estar limpias, secas y exentas de polvo. El adhesivo sobrante de la colocación se debe eliminar cuando esté todavía fresco. Utilizar pasta de rejuntar tipo RG según EN 13888, extendiéndola con una llana de goma.

LIMPIEZA

Dejar secar hasta que la masa pierda el brillo superficial y proceder a su limpieza con una esponja humedecida en agua. Una vez seco, eliminar con un trapo seco.



INSPIRING
POOLS,
DESIGNED FOR LIFE

Headquarters and Showroom

Travesía 3A Camino Viejo, S/N
12200 Onda, Castellón (Spain)
+34 964 910 910
info@squamers.com

Showroom

9450 NW 12 Street
33172 Miami (USA)
+305 599 5153 — +305 513 4534
info@squamers.com



In the interest of maintaining constant improvements, SQ Mosaic reserves the right to delete and amend, either totally or partially, any of the styles, colours, shapes, sizes, references and other technical specifications contained in this catalogue.

Due to the technical process of reproduction, colours printed are approximate, not exact. The photographs included in this catalogue are not contractual. The interpreting of the pictures will be according to designer's judgment.

All the information and texts included in the catalogue keep under the reservation of possible errors. The catalogue is only an informative tool.

Fieles al espíritu de constante mejora, SQ Mosaic se reserva el derecho de anular o modificar cualquiera de los modelos, colores, formatos, referencias y especificaciones técnicas contenidas en este catálogo.

Debido a los procesos técnicos de reproducción los colores son aproximados, no exactos. Las fotografías expuestas en este documento y los diseños proporcionados por el cliente, no tienen un carácter contractual; este contenido quedará sujeto a una revisión entre compañía-cliente.

Así mismo, los textos e información presente en este documento informativo serán revisados, pudiendo ser modificados si se detectan errores.

